


Limited signal?

Follow 5 simple steps to download individual cards for offline use



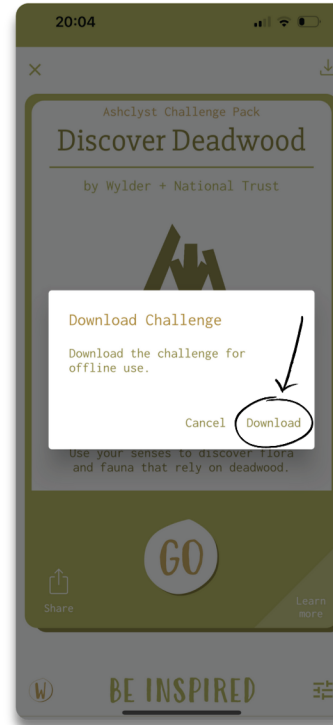
Step 1

Select challenge card from Ashclyst pack.




Step 2

Tap download icon in top right corner.



Step 3

Download your chosen card for offline use.



Step 4

Check download icon has changed to a tick.



Step 5

Find your card in the 'My Downloaded Cards' part of the explore section.

HOW TO COMPLETE A CHALLENGE WITHOUT SIGNAL?

Once you've downloaded all of the cards for offline use, you will be able to access all the challenge card information without signal so that you can enjoy the challenge offline and then upload your photos/videos when back in signal.