


Download the
Wylder app!



Wembury Woodland Challenge

challenge guide



Wembury Woodland Challenge



Get to know Wembury Community Woodland through the seasons.

Take on the Wembury Woodland Challenge with Wylder, the app which turns tech into a tool to decrease screen-time and increase nature connection!

How does it work?

Unlike other apps, Wylder is on a mission to prompt people to put their phones away! The Wylder app does this by sharing simple challenge prompts which will inspire you to get outside and enjoy screen-free time in nature.

STEP 1: Be inspired (by a prompt on the app)

STEP 2: Enjoy screen-free time in nature


STEP 3: Take a photo to inspire others to GET WYLDER!

What is the Wembury Woodland Challenge?

Wembury Community Woodland has been created for people and nature to enjoy. Take on the Wembury Woodland Challenge to connect to nature on your doorstep.

Over 104,000 new trees will have been planted by the end of 2025 to create a woodland for people and nature to enjoy in Wembury. The trees all start life as small saplings, which may not look like much, but by choosing a single tree to take a closer look at, you'll be amazed as a magical transformation unfolds across the year. The Wembury Woodland Challenge has 5 challenge cards, each filled with simple ideas to help you get to know your chosen tree in every season.

To get the most from this experience, we recommend choosing one tree to revisit across all four seasons, watching it change and grow. Your tree could be from the new community woodland or another spot in Wembury, such as the local park. After all, every tree is part of the same natural network!



FAQ's

1. How do I complete the challenge?

Find challenge instructions on page 3.

2. How long does it take to complete?

The Wembury Woodland Challenge has 5 challenge cards, these can each be done in any amount of time you wish!

3. Where should I do the challenge?

To get the most from this experience, we recommend choosing one tree to revisit across all four seasons, watching it change and grow. Your tree could be from the new community woodland or another spot in Wembury, such as the local park.

4. What if I don't have signal?

If signal is low, photos can be taken and then uploaded when back in signal to complete the challenge. You can also download each card for offline use before you visit, this way you will have access to all challenge information without signal. Find download instructions on page 4.

5. Do I need any specific equipment?

No specific equipment is required for the challenges but waterproofs, wellies or other suitable clothing for the weather may be needed!

We recommend that you use your own judgement about what is safe and suitable for children and supervise activities where necessary.

Challenge Instructions

Step 1

Find the Wembury Woodland Challenge on the 'Explore' page and enter PIN 2025 to unlock it.



Step 2

Choose your challenge and flip the card to learn more.



Step 4

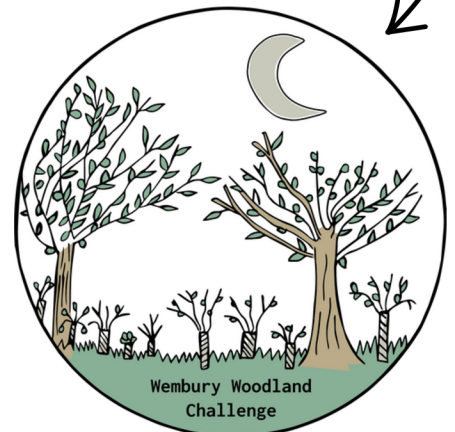
Step 3

Enjoy screen-free time in nature while you complete the challenge.



Step 5

Complete all 5 challenges to earn your challenge badge.

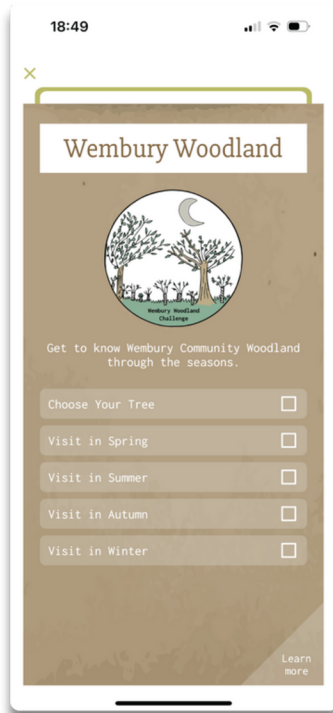


Share a photo of your experience to inspire others to GET WYLDER in Wembury.

Download Instructions

Follow 5 simple steps to download individual cards for offline use.

Step 1



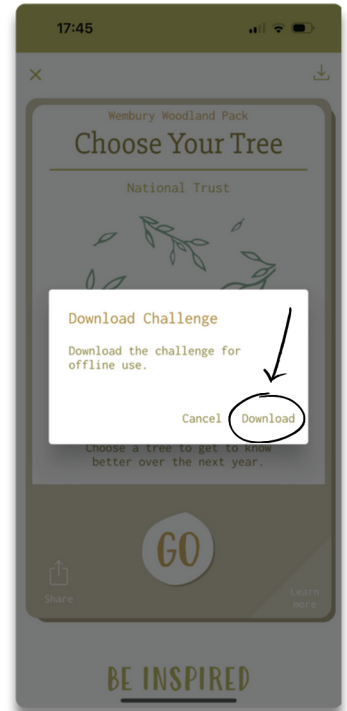
Choose your challenge card.

Step 2



Tap the download icon.

Step 3



Download card for offline use.

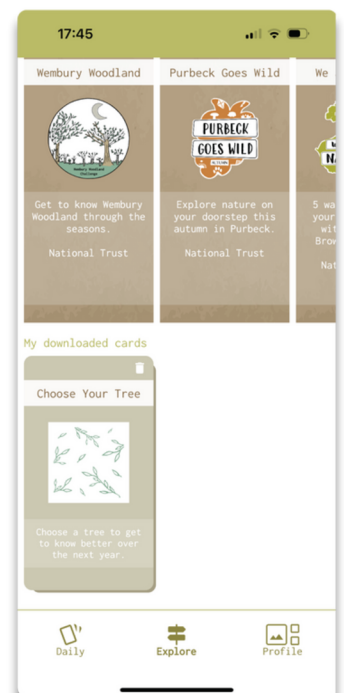
Step 4

Check download icon has a tick.



Step 5

Find your card on the explore page.



Ready to GET WYLDER
in Wembury?

Download the
Wylder app!



For more information on the Wylder app or the Wembury Woodland Challenge, contact Wylder: hello@getwylder.co.uk.

