

How to Complete the Challenge




Follow 5 simple steps to complete the Ashclyst Challenge.




Step 1

Download the app.
Find the Ashclyst Challenge in the explore section and enter PIN 1524 to unlock.



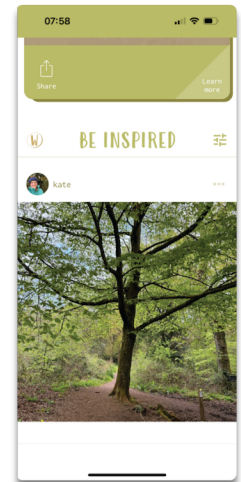
Step 2

Learn more about the Ashclyst challenge.
Choose your challenge card.



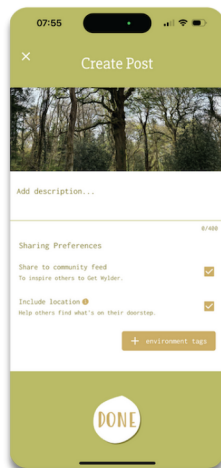
Step 3

Learn more about your chosen challenge card.
Find extra instructions and information on the back of each card or scroll beneath the card to find community posts to inspire you.



Step 4

Once you've enjoyed exploring nature and have found your mindful moment to capture, press GO to take a photo or video.



Step 5

Share your post.
No signal? The app will save your photos & videos so you can upload them when you are back in signal to complete the challenge.



Complete all 5 challenges to earn your Ashclyst Challenge badge!

